



August 26, 2016

Industrial Commission of North Dakota
Attn: Karlene Fine and Brent Brannan
State Capitol 14th Floor
600 E Boulevard Avenue Dept 405
Bismarck, ND 58505-0840

RE: Contract No. G-031-061 Final Report

Dear Karlene and Brent:

Enclosed with this letter is the single-page project summary, the detailed final summary, as well as the final expense detail of *ENERGY: Powered by North Dakota* energy curriculum project.

Bismarck State College is so appreciative of the opportunity to lead this project, as it has not only been an enjoyable project, it is one that has made a difference in classrooms across the state. You'll see in the attached report that over the past year, usage of the site has increased, and the majority of the users come from North Dakota. I continue to hear positive feedback on the curriculum from teachers and stakeholders. Through the connections I've gained throughout this project, the work is continuing to be leveraged to provide additional resources for teachers and word continues to spread about the content so that more and more teachers are becoming aware of this valuable resource.

Please accept this letter as my final report for the Oil and Gas Research Council Grant. If you'd like additional information on the project or clarification, please contact me at 701-224-2410 or emily.cash@bismarckstate.edu. Thank you for your time!

Respectfully,

A handwritten signature in black ink that reads 'Emily Cash'.

Emily Cash, Principal Investigator and Project Manager
Energy Curriculum Project

Enclosures: Single-page summary, detailed summary, final expense detail

A pink sticky note with handwritten text in black ink. The text reads: 'Thank you, Karlene! I really enjoyed working with you! This was a fun project! Em'.

ENERGY: POWERED BY NORTH DAKOTA

North Dakota Energy Curriculum for 4th and 8th grade students



NDstudies.gov

TABLE OF CONTENTS

Single Page Project Summary	1
Detailed Project Summary.....	2
Google Analytics	5
Oil& Gas Research Council (OGRC) Grant Financials Overview.....	8
OGRC Grant Expense Detail.....	9
OGRC Cash Match Expense Detail	13
OGRC In-Kind Detail	16

PROJECT SUMMARY

Purpose of the Project: The purpose of the Energy Curriculum Project is to create an online, two-week curriculum focused on North Dakota's energy resources that can be used in the North Dakota Studies courses, which are required courses at both the fourth and eighth grade level. The curriculum will encourage interest in STEM concepts, be available to all teachers, and touch on career opportunities in the energy sector in North Dakota.

Work Accomplished:

- Teachers Focus Group held (July 10, 2013)
- *ENERGY: Powered by North Dakota* energy curriculum launched (Oct. 15, 2014)
- *ENERGY: Powered by North Dakota* Teachers Workshop held (Oct. 16-17, 2014)
- *ENERGY: Powered by North Dakota* curriculum book distributed to every North Dakota Studies classroom in North Dakota (Week of Nov. 17, 2014)
- Marketing and outreach conducted (Oct. 16, 2014 – July 1, 2016)
- *ENERGY: Powered by North Dakota* newsletter mailed to 10,000 teachers and administrators in ND.
- Two-week energy curriculum lesson plan package uploaded and mailed out to all ND Studies teachers (February 2016)
- Smartboard lessons created for *ENERGY: Powered by North Dakota* use and in interpretive labs at Heritage Center Galleries (March 2016)
- 15-hour training held for Teacher Resource Center trainers on energy curriculum and related materials (June 2016)
- Renewable Energy Curriculum binders mailed to Teacher Resource Centers to support *ENERGY: Powered by North Dakota* additional resources (June 2016)

Project Results:

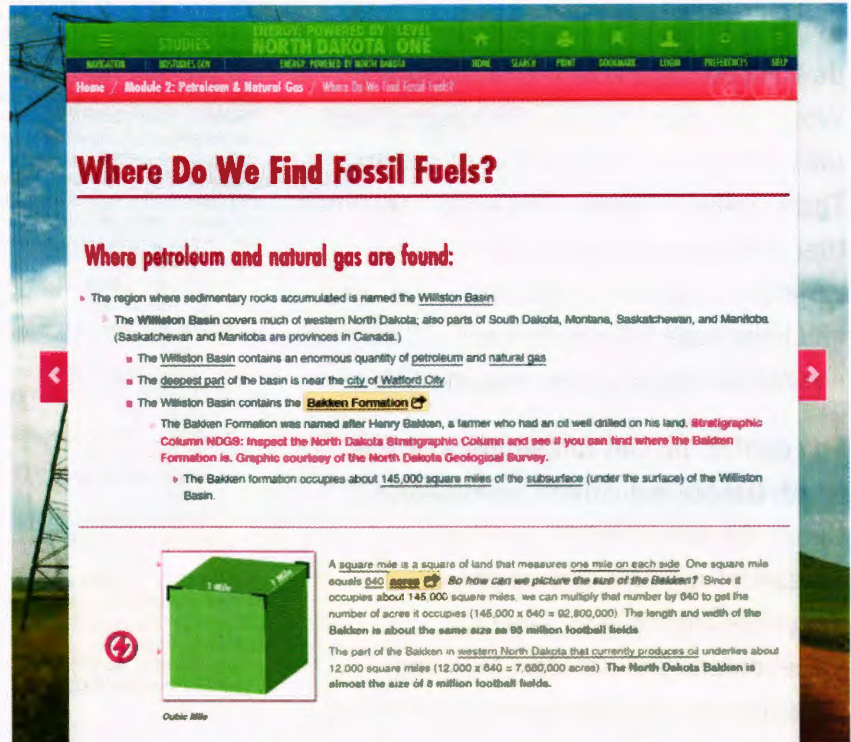
ENERGY: Powered by North Dakota was successfully launched mid-October, 2014. The two-week curriculum is written to fourth and eighth grade social studies and science standards, as well as adhering to Common Core State Standards. A supplementary printed curriculum book was also produced and mailed to every fourth and eighth grade North Dakota Studies classroom in the state. A 15-hour teachers training workshop was held mid-October and attended by more than 45 teachers. Feedback from the workshop shows that the energy curriculum is favorably received.

Potential Applications:

Because of the online format of the *ENERGY: Powered by North Dakota* energy curriculum, this format can be replicated among other states. Housed at the State Historical Society of North Dakota, the curriculum can easily be updated as new statistics and data emerge and new media resources become available. In addition, the State Historical Society of North Dakota is also pairing the curriculum with the Learning Labs established in the galleries for visiting classrooms and school-age students.

THE PROJECT

A few years ago, the Workforce Subcommittee of the EmPower North Dakota Commission was brainstorming ways to engage North Dakota students regarding the abundant natural resources in the state and how they're used to create energy. The commissioners, appointed by the North Dakota Governor, represent all of the state's energy sectors and are keenly aware of the need to get students interested in energy and future career opportunities in the industry at an earlier age. The Subcommittee engaged a variety of stakeholders and found statewide support for the development of North Dakota-specific energy curriculum which focused on the state's natural resources. The avenue best suited to deliver educational energy content was found to be North Dakota Studies, a required course for both 4th and 8th grade students in the state.



A screenshot from Level 1 Petroleum and Natural Gas section of the energy curriculum.

The purpose of the project was to provide the following benefits:

- Updated and online curriculum to include relevant information about N.D.'s robust energy resources in N.D. Studies courses in 4th and 8th grade.
- N.D. students and teachers have the opportunity to learn about energy through delivery of current curriculum, including the demonstration of relevancy to N.D.
- Teachers receive training on content and delivery of new curriculum and technology.
- Potential for mitigating the urgent workforce needs within the energy industry in N.D. due to increased interest and understanding of energy industry and abundance of career options.
- Provides more educated citizens and contributors to N.D.'s future workforce.
- Supports Science, Technology, Engineering & Mathematics (STEM) emphasis.

THE PROCESS

Engaging Bismarck State College's Great Plains Energy Corridor Director as project manager, two-week energy curriculum modules were created for both 4th and 8th grade North Dakota Studies courses, following social studies, science, and common core state standards. The Energy Corridor collaborated closely with the State Historical Society of North Dakota, which runs the North Dakota Studies program and also provides online curriculum. By partnering on the approach to web curriculum, the final product links several North Dakota Studies components together to make it more user-friendly for teachers.

Each module includes three to five ready-made activities and quizzes for teachers to use with their classes that can be downloaded as a PDF or as a Microsoft Word document that can be adapted and tailored to fit the needs of the students. There is also a “Careers in Energy” section that provides a brief description of a variety of positions in the energy industry and links wage information and skills needed for future career opportunities.

The curriculum was funded through the North Dakota Industrial Commission’s Lignite Research and Oil and Gas Research Programs and matching donations from energy industry stakeholders. Stakeholders from the industry, including Marathon Oil, Whiting Petroleum, Tesoro Corporation, and the North Dakota Petroleum Council, provided more than \$150,000 worth of in-kind resources and media to make the online curriculum engaging and interactive. Videos, pictures, and maps bring the topic to life as students scroll through the different modules. Bismarck State College’s National Energy Center of Excellence also developed an animation that walks students through the steps needed to create electricity from a variety of natural resources found in North Dakota.

PETROLEUM PRODUCTION TECHNICIAN

Job Description: This position assists and provides technical assistance on oil and gas production related issues. The production technician implements production operational standards and coordinates data acquisition for the Production Engineer, Operations Manager, and Superintendent. He or she frequently travels to well locations and performs onsite supervision and monitoring and testing, and makes changes or adjustments to equipment. The technician also works closely with field operations personnel to coordinate needed changes; and communicates clearly with contract personnel during modification and/or adjustment of equipment. Job tasks also include:

- Supporting field personnel in managing the production data
- Compiling and forecasting production expense data
- Generating production graphs and analyzing production trends utilizing computer applications
- Participating in incident reviews and job safety analyses
- Helping to coordinate spill reporting and remediation
- Developing and adjusting procedures, policies, and operational guidelines



Needed Skills and Education: A person seeking this occupation should possess excellent oral and written communication, teamwork, and planning and organizational skills. He or she should have the ability to identify problems, generate novel approaches, and implement solutions. Computer proficiency is a must. Entry-level positions require a high school or GED diploma along with previous experience in related positions. An associate or bachelor degree in a related field is preferred, along with employment experience in oil and gas production. Community colleges and vocational-technical schools provide

One selection from 25 different energy careers showcased on the energy curriculum website.

ACCOMPLISHMENTS

Since the curriculum’s launch in October 2014, use of the curriculum has continued to increase, with almost 14,000 sessions by 10,000 users in the most recent school year. The project manager continues outreach for the curriculum, touching more than 2,000 teachers at various state workshops throughout the year.

Enhancements have been made to the two-week curriculum, including:

- **Curriculum booklet:** A hands-on supplement was created and distributed to all North Dakota Studies teachers in the state. The material in the booklet

About

The development of North Dakota-specific energy curriculum was championed through the efforts of the EniPower ND Commission - a group comprised of leaders from all of the state's energy industries. The group saw a need for greater awareness among students, parents and career counselors about the tremendous opportunities for young people in the energy industry as well as increased awareness about the incredible energy resources located right here in our own backyard. Another goal of this project is to also encourage development of an incoming workforce with a strong emphasis on science, technology, engineering and mathematics (STEM) skills. The EniPower Commission enlisted the help of Bismarck State College's National Energy Center of Excellence to take on management of the Energy Curriculum Project in January 2013 and the pieces fell into place to create what you see today. Through the efforts of many stakeholders, ENERGY: Powered by North Dakota is truly here and free for all to use.



A screenshot from the “About” section of the ENERGY: Powered by North Dakota curriculum.

complements the online content and provides more opportunity for small-group work in the classroom. In addition, the curriculum booklets were modeled after the annual report of the Great Plains Energy Corridor so that teachers requesting new or replacement copies can have access to the most current material through the Energy Corridor office. This has aided in the sustainability of the project.

- **Two-week lesson plan packages for both Level One and Level Two:** Downloadable from the curriculum website are all the files needed for a complete two-week lesson in the classroom. Included in the files are daily activity guides, materials, standards, adaptations, and rubrics for assessments. Besides being available on the website as a free download, flash drives with the materials were also distributed to each North Dakota Studies teacher in the state.
- **Interactive Whiteboard Lessons:** Bismarck State College’s Great Plains Energy Corridor partnered with the State Historical Society of North Dakota to link the State Museum Gallery experience with the classroom. A series of interactive whiteboard lessons were created that can be downloaded by teachers and also used in the galleries for visiting school groups. The series of lessons use games and interactivity to relate challenging concepts to students – such as the siting of pipelines. Many of the lessons use video clips and pictures of museum artifacts, for example, in the “Archaeology and Energy” lesson, students piece together geologic time and when fossil fuels were created in North Dakota.

Feedback for the curriculum has been consistently positive, and teachers have expressed gratitude for up-to-date and accessible materials on energy for the classroom, particularly with regards to oil and gas development in the state. Where much of the materials teachers said were found through internet searches and outdated books, they now have access to factual content on oil development in North Dakota.

Through this curriculum, students will have increased awareness of the energy resources that are right in their backyards. They will know the facts of energy development in North Dakota and be more informed citizens. It is the hope of the stakeholders that by learning about the energy industry at an earlier age, students will be more open to STEM courses throughout their education and be more prepared and interested in post-secondary technical training and careers.

Where Petroleum and Natural Gas are Found

- One of the regions where sedimentary rocks accumulated is named the **Williston Basin**.
 - The subsurface of the Williston Basin holds enormous quantities of petroleum and natural gas.
 - The deepest part of the basin is near the city of Watford City.
 - The Williston Basin contains the Bakken Formation, layers of rock containing oil that lie about 10,000 feet, or nearly two miles, below the surface.
- The **Bakken Formation** is an oil-rich rock unit occupying about 145,000 square miles, or 93 million acres, of the subsurface of the Williston Basin. **Stratigraphic Column NDGS: Inspect the North Dakota Stratigraphic Column and see if you can find where the Bakken Formation is.** Graphic courtesy of the North Dakota Geological Survey.
 - The Bakken was deposited about 360 million years ago.
 - The part of the Bakken located in North Dakota underlies about 12,000 square miles, or about 8 million acres.
 - The Bakken Formation was named after Henry Bakken, a Tjoga, North Dakota farmer, who owned the land where the formation was first discovered.
- The **Three Forks** formation is an oil-rich rock unit found below part of the Bakken.
 - The Three Forks is thicker and broader than the Bakken and extends farther east in North Dakota than the Bakken.
 - The Bakken/Three Forks is about the same size as the state of West Virginia.
 - The United States Geological Survey (USGS) called the Bakken the largest continuous oil accumulation it had ever assessed.
 - The USGS estimates that with current technology, up to 7.4 billion barrels of oil could be extracted from the Bakken and Three Forks Formations.

Oil is measured in units called barrels. A barrel of oil is equal to 42 U.S. gallons. (The average gasoline tank on a car holds 12 to 16 gallons of fuel.) The abbreviation for barrels when referring to oil is *bbbl*. In the 1860s, when oil production began in Pennsylvania, many industries used 40-gallon barrels made of wood to ship their beer, whiskey, molasses, etc. By the early 1870s, Standard Oil Company began using 42-gallon barrels for transporting petroleum. In order to assure buyers that they were getting a full 42-gallon barrel, the oil barrels were painted blue. The abbreviation, *bbbl* for blue barrel became the standard abbreviation for oil barrels. Oil has not actually been shipped in barrels since the introduction of oil tankers.

A screenshot from Level 2 Petroleum and Natural Gas section of the energy curriculum.

GOOGLE ANALYTICS

ENERGY: Powered by North Dakota went live on October 15, 2014 at ndstudies.gov. On November 15, 2014, Google Analytics data on the site became available. Highlights from *ENERGY: Powered by North Dakota* usage is included below.

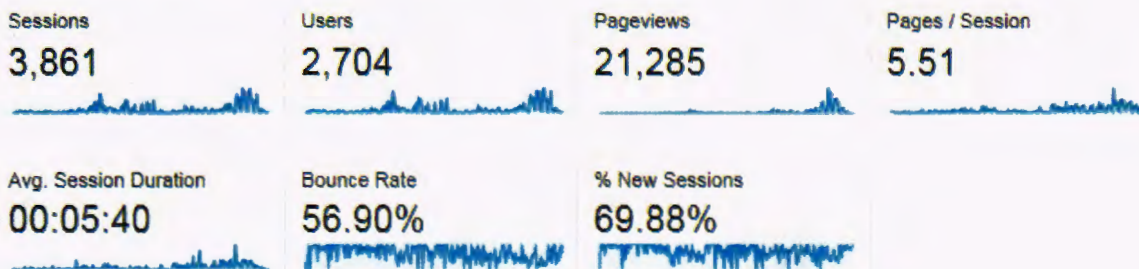
ENERGY: POWERED BY | LEVEL NORTH DAKOTA | ONE

Users of the LEVEL ONE energy curriculum **increased 30 percent** from the first year to the second year.

Year One Usage from 11/15/14 – 5/31/15 (two month delay):



Year Two Usage from 8/24/15 – 5/31/16:



ENERGY: POWERED BY LEVEL NORTH DAKOTA | LEVEL TWO

Users of the LEVEL TWO energy curriculum increased 34 percent from the first year to the second year.

Year One Usage from 11/15/14 – 5/31/15 (two month delay):

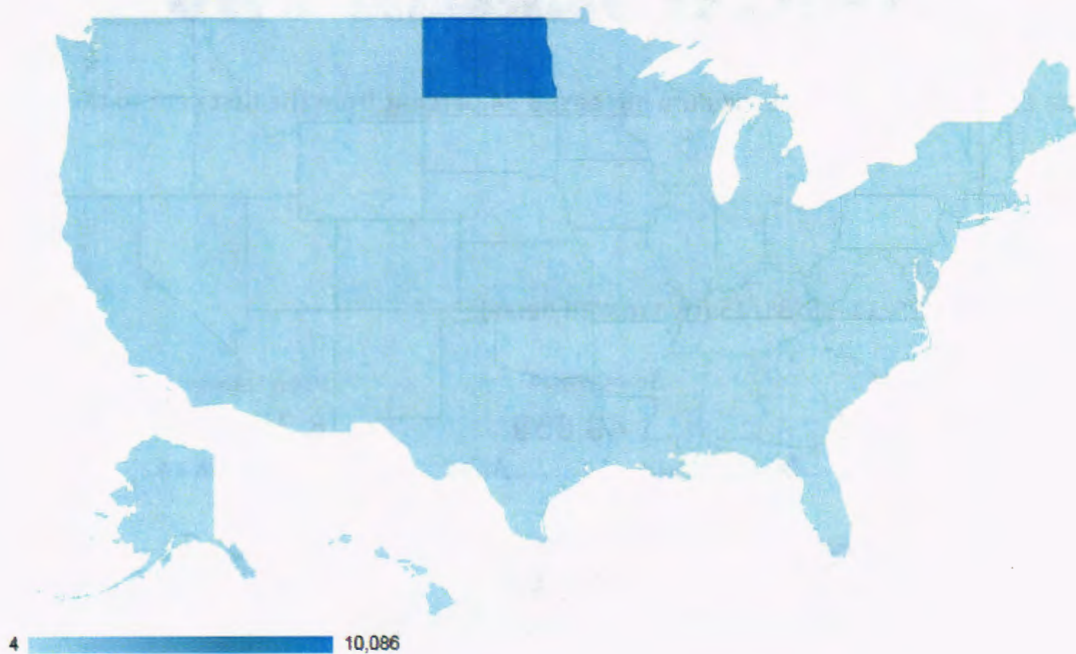


Year Two Usage from 8/24/15 – 5/31/16:



Demographics

Seventy-five percent of all of the ENERGY: Powered by North Dakota users are based in North Dakota.



Region	Acquisition		
	Sessions ↓	% New Sessions	New Users
	13,458 % of Total: 75.08% (17,930)	69.59% Avg for View: 75.38% (-7.88%)	9,366 % of Total: 69.30% (13,518)
1. North Dakota	10,086 (74.94%)	62.49%	6,303 (67.30%)
2. (not set)	638 (4.74%)	99.53%	635 (6.78%)
3. California	332 (2.47%)	89.16%	296 (3.18%)
4. Minnesota	271 (2.01%)	84.13%	228 (2.43%)
5. Texas	253 (1.88%)	90.12%	228 (2.43%)
6. New York	174 (1.29%)	95.98%	167 (1.78%)
7. Illinois	159 (1.18%)	89.94%	143 (1.53%)
8. Colorado	131 (0.97%)	88.55%	116 (1.24%)
9. Virginia	94 (0.70%)	98.94%	93 (0.99%)
10. South Dakota	92 (0.68%)	45.65%	42 (0.45%)

FINANCIALS

ND Industrial Commission - Oil & Gas Research Pro

ND Industrial Commission Fund 41000 / Dept 3200 / Project BSC0004373
 Fund 40500 / Dept 3200 / Project BSC0004373
 Fund 40500 / Dept 3200 / Project BSC0004512
Budget Period 7/1/2013 Through 10/31/2014
 extension: 8/30/2016

	BUDGET		FY14 Q1			FY14 Q2			FY14 Q3			FY14 Q4			FY15 Q1			FY15 Q2		
	Budget	Received	Jul-13	Aug-13	Sep-13	Oct-13	Nov-13	Dec-13	Jan-14	Feb-14	Mar-14	Apr-14	May-14	Jun-14	Jul-14	Aug-14	Sep-14	Oct-14	Nov-14	Dec-14
Oil & Gas Research																				
Grant Funds	75,000.00	67,500.00	-	-	-	-	-	-	678.27	85.52	914.10	441.97	417.90	1,828.38	211.35	6,298.75	9,003.19	9,571.31	6,074.60	1,587.59
	75,000.00	67,500.00	-	-	-	-	-	-	678.27	85.52	914.10	441.97	417.90	1,828.38	211.35	6,298.75	9,003.19	9,571.31	6,074.60	1,587.59
IN-KIND/CASH MATCH																				
In-Kind Match	25,000.00	57,550.00	-	-	-	-	-	-	-	-	-	1,300.00	-	8,650.00	9,800.00	-	25,000.00	12,800.00	-	-
Cash Match (ND Petroleum Council)	50,000.00	50,000.00	-	-	-	-	-	-	452.18	85.52	914.10	441.96	417.90	1,828.38	211.35	6,298.75	9,003.20	9,571.29	6,074.61	493.23
	75,000.00	107,550.00	-	-	-	-	-	-	452.18	85.52	914.10	1,741.96	417.90	10,478.38	10,011.35	6,298.75	34,003.20	22,371.29	6,074.61	493.23
Total State	75,000.00	67,500.00	-	-	-	-	-	-	678.27	85.52	914.10	441.97	417.90	1,828.38	211.35	6,298.75	9,003.19	9,571.31	6,074.60	1,587.59
Total Cash Match	50,000.00	50,000.00	-	-	-	-	-	-	452.18	85.52	914.10	441.96	417.90	1,828.38	211.35	6,298.75	9,003.20	9,571.29	6,074.61	493.23
TOTAL FUNDS	\$125,000.00	\$117,500.00	\$ -	\$ -	\$ -	\$ -	\$ -	\$ -	\$ 1,130.45	\$ 171.04	\$ 1,828.20	\$ 883.93	\$ 835.80	\$ 3,656.76	\$ 422.70	\$ 12,597.50	\$ 18,006.39	\$ 19,142.60	\$ 12,149.21	\$ 2,080.82
Total In-Kind	25,000.00	57,550.00	-	-	-	-	-	-	-	-	-	1,300.00	-	8,650.00	9,800.00	-	25,000.00	12,800.00	-	-
TOTAL AWARD	\$150,000.00	\$175,050.00	\$ -	\$ -	\$ -	\$ -	\$ -	\$ -	\$ 1,130.45	\$ 171.04	\$ 1,828.20	\$ 2,183.93	\$ 835.80	\$ 12,306.76	\$ 10,222.70	\$ 12,597.50	\$ 43,006.39	\$ 31,942.60	\$ 12,149.21	\$ 2,080.82

Research Program: Energy Curriculum Project

FY15 Q2			FY15 Q2			FY15 Q2			FY15 Q2			FY15 Q2			FY15 Q2			FY15 Q2			FY16	Totals		
Oct-14	Nov-14	Dec-14	Jan-15	Feb-15	Mar-15	Apr-15	May-15	Jun-15	Jul-15	Aug-15	Sep-15	Oct-15	Nov-15	Dec-15	Jan-16	Feb-16	Mar-16	Apr-16	May-16	Jun-16		Expenditures	Balance	
9,571.31	6,074.60	1,587.59	54.73	676.02	(30.63)	180.92	831.93	258.55	9.96	27.13	16.50	2,364.01	2,022.81	1,500.00	3,828.18	3,393.39	13,981.06	397.19	-	7,264.81	1,110.51	75,000.00	-	
9,571.31	6,074.60	1,587.59	54.73	676.02	(30.63)	180.92	831.93	258.55	9.96	27.13	16.50	2,364.01	2,022.81	1,500.00	3,828.18	3,393.39	13,981.06	397.19	-	7,264.81	1,110.51	75,000.00	-	
12,800.00	-	-	-	-	-	-	-	-	-	-	-	-	-	-	-	-	-	-	-	-	-	-	57,550.00	-
9,571.29	6,074.61	493.23	54.73	676.03	-	180.92	822.54	267.95	3.61	27.13	16.50	2,364.01	2,022.81	1,500.00	3,828.18	1,500.00	943.12	-	-	-	-	50,000.00	-	
22,371.29	6,074.61	493.23	54.73	676.03	-	180.92	822.54	267.95	3.61	27.13	16.50	2,364.01	2,022.81	1,500.00	3,828.18	1,500.00	943.12	-	-	-	-	107,550.00	-	
9,571.31	6,074.60	1,587.59	54.73	676.02	(30.63)	180.92	831.93	258.55	9.96	27.13	16.50	2,364.01	2,022.81	1,500.00	3,828.18	3,393.39	13,981.06	397.19	-	7,264.81	1,110.51	75,000.00	-	
9,571.29	6,074.61	493.23	54.73	676.03	-	180.92	822.54	267.95	3.61	27.13	16.50	2,364.01	2,022.81	1,500.00	3,828.18	1,500.00	943.12	-	-	-	-	50,000.00	-	
\$19,142.60	\$12,149.21	\$2,080.82	\$109.46	\$1,352.05	\$(30.63)	\$361.84	\$1,654.47	\$526.50	\$13.57	\$54.26	\$33.00	\$4,728.02	\$4,045.62	\$3,000.00	\$7,656.36	\$4,893.39	\$14,924.18	\$397.19	\$ -	\$7,264.81	\$1,110.51	\$125,000.00	\$ -	
12,800.00	-	-	-	-	-	-	-	-	-	-	-	-	-	-	-	-	-	-	-	-	-	57,550.00	-	
\$31,942.60	\$12,149.21	\$2,080.82	\$109.46	\$1,352.05	\$(30.63)	\$361.84	\$1,654.47	\$526.50	\$13.57	\$54.26	\$33.00	\$4,728.02	\$4,045.62	\$3,000.00	\$7,656.36	\$4,893.39	\$14,924.18	\$397.19	\$ -	\$7,264.81	\$1,110.51	\$182,550.00	\$ -	

Date	Vendor	Description of Goods or Services	Salaries				Travel 521000			Food & Clothing 533000		Postage 541000		Printing 542000	582000 Operating Fees & Services 621000			Professional Fees & Services 623000		
			511002	521015	521020	521030	Data Processing Supply 531005	Electronic Resources 532121	Food Services 533005	Office Supplies 536020	Bulk Mailing 541005	Postage 541030	Printing 542025	Booth Room Rental 582005	Advertising 621100	Contract Services 621150	Freight & Express 623030	Contract Services 623185	Speaker Fee 623200	Non Employee Expenses
1/31/14	Agency MABU	Website																678.27		
		JANUARY 2014																		
2/28/14	Agency MABU	Website																85.52		
		FEBRUARY 2014																		
3/3/14	Laverne Johnson	web designer																156.25		
3/3/14	Gwyn Herman	web designer																156.25		
3/31/14	Agency MABU	Website																459.06		
3/31/14	Agency MABU	Website																142.54		
		MARCH 2014																		
4/14/14	Presort Plus	postcard mailing									54.17									
4/30/14	Agency MABU	Website																170.23		
4/30/14	Agency MABU	Website																73.73		
4/30/14	GL Entry	Postage									143.84									
		APRIL 2014																		
5/31/14	Agency MABU	Website																403.03		
5/31/14	Food Services	Food							14.87											
		MAY 2014																		
6/30/14	Agency MABU	Website																1,828.38		
		JUNE 2014																		
7/31/14	Agency MABU	Website																93.39		
7/31/14	Agency MABU	Website																49.15		
7/31/14	Agency MABU	Website																68.81		
		JULY 2014																		
8/12/14	Laverne Johnson	web designer																1,187.50		
8/12/14	Gwyn Herman	web designer																1,187.50		
8/31/14	Agency MABU	Website																2,550.89		
8/31/14	Agency MABU	Website																206.43		
8/31/14	Agency MABU	Website																928.93		
8/18/14	BSC CETI IDB	Teacher Seminar Ad														237.50				
		AUGUST 2014																		
9/18/14	Kim Christianson (gl entry)	outreach																275.00		
9/18/14	Kim Christianson (gl entry)	outreach																275.00		
9/12/14	United Printing	outreach										141.50								
9/26/14	Kim Christianson	outreach																275.00		
9/17/14	Excellence in STEM	Speaker Fee																	375.00	
9/30/14	Agency MABU	Media buying services																1,945.74		
9/30/14	Agency MABU	Website																3,597.58		
9/30/14	Agency MABU	print curriculum																1,371.29		
9/30/14	Agency MABU	mktg campaign																747.08		
		SEPTEMBER 2014																		

10/8/14	Laverne Johnson	web designer																	156.25		
10/8/14	Gwyn Herman	web designer																	156.25		
10/10/14	Mathison Co	Reception signage											14.75								
10/16/14	Flash Printing	books																	923.64		
10/13/14	Agency MABU	Website																	119.15		
10/27/14	NDHSA Convention	Booth											61.25								
10/24/14	Valley City State University	workshop expenses																	235.03		
10/27/14	United Printing	Curriculum Guides																	3,632.24		
10/31/14	Agency MABU	Acct mgmt																	648.78		
10/31/14	Agency MABU	Acct mgmt																	597.81		
10/30/14	Valley City State University	Prof Dev Wkshop																		437.50	
10/17/14	BSC - Food Services	Food							548.50												
10/17/14	BSC CETI IDB	coordination fee																	1,500.00		
10/16/14	Janic Morrison	speaker																			540.16
		OCTOBER 2014																			
11/3/14	Ramada Bismarck Hotel	Teachers Seminar							266.97												
11/19/14	United Printing	Mailing Packets																		749.21	
11/17/14	Prairie Business	Ad Campaign																	762.50		
11/30/14	Contract Services - GL	Curriculum Dev																		4,295.92	
		NOVEMBER 2014																			
12/16/14	iStock International - pear	Electronic Resources							143.22												
12/18/14	Getty Images - pear	Electronic Resources							350.00												
12/31/14	Agency MABU - gl entry	Acct mgmt																		2,056.40	
12/31/14	Agency MABU - gl entry	Acct mgmt																		(962.03)	
		DECEMBER 2014																			
1/8/15	PayPal NorthDakota - pear	Booth/Room Rental																	12.50		
1/8/15	PayPal NorthDakota - pear	Advertising - Print																	40.00		
1/19/15	UPS - pear	mailing																		2.23	
1/31/15	GL entry	Postage											6.35								
		JANUARY 2015																			
11/19/14	United Printing	curriculum brochures																	163.74		
11/19/14	United Printing	letter for packets																	347.07		
11/19/14	United Printing	envelopes for mailings											165.21								
		FEBRUARY 2015																			
3/31/15	UPS - pear	freight/express																		4.37	
3/16/15	NDHSA Convention	Booth reimbursement																	(35.00)		
		MARCH 2015																			
4/2/15	Leaders	1/2 page ads																		90.00	
4/30/15	GL entry	Postage											90.92								
		APRIL 2015																			
5/6/15	United Printing	Spotlight																	72.54		
5/11/15	Leaders	Sales Plan																	750.00		
6/21/15	UPS - pear	Freight/Express																		9.39	
		MAY 2015																			
6/6/15	Emily McKay	Travel - Medora ND					47.26	17.50	74.48												
6/15/15	OMB	Supplies											6.81								
6/13/15	ND Dept of Career & Tech Ed	Booth/Room Rental																		112.50	
		JUNE 2015																			
7/31/15	GL entry	Postage																		3.61	
6/30/15	GL entry	Postage																		6.35	
		JULY 2015																			

8/31/15	GL entry	Postage								47.11				
		AUGUST 2015												
9/16/15	www.iStock.com - pcard	Electronic Resources					16.59							
		SEPTEMBER 2015												
10/21/15	Image Printing	Newsletters								2,364.01				
		OCTOBER 2015												
11/18/15	NDHSA	NDHSA Convention											179.50	
11/20/15	Katie Heger	Rough Draft								1,750.00				
11/30/15	GL entry	Postage								93.81				
		NOVEMBER 2015												
12/28/15	State Historical Society of ND	Dec 2015 activities								1,500.00				
		DECEMBER 2015												
1/4/16	Katie Heger	Final Draft Level One								1,750.00				
1/8/16	BSC - IDB	Energy Newsletter											215.68	
1/14/16	RelyMedia - pcard	Advertising											1,863.50	
		JANUARY 2016												
2/2/16	State Historical Society of ND	Jan 2016 activities								1,500.00				
2/29/16	Agency MABU	Web Support												473.13
2/12/16	United Printing - pcard	Printing												1,053.98
2/18/16	United Printing - pcard	Bulk Mailing								366.29				
		FEBRUARY 2016												
3/1/16	State Historical Society of ND	Feb 2016 activities								2,056.88				
3/30/16	State Historical Society of ND	Mar 2016 activities								3,000.00				
3/30/16	State Historical Society of ND	Supplies/materials								1,999.50				
3/31/16	BSC Interdepartmental Billing	ND Studies Curr Dev		5,211.28										
3/7/16	United Printing - pcard	Bulk Mailing								(366.29)				
3/7/16	United Printing - pcard	Bulk Mailing								332.53				
3/12/16	Facebook - pcard	Online Ads												751.06
3/15/16	Facebook - pcard	Online Ads												750.73
3/31/16	Facebook - pcard	Online Ads												345.36
		MARCH 2016												
4/26/16	Image Printing	Flyers												497.19
		APRIL 2016												
		MAY 2016												
6/8/16	Katie Heger	Presentation												200.00
6/27/16	State Historical Society of ND	Trainer the Trainer												48.36
6/27/16	State Historical Society of ND	Trainer the Trainer											60.00	
6/22/16	ITD	Toner					433.91							
6/6/16	Bread Poets - pcard	Food												96.91
6/22/16	Flash Printing - pcard	Printing												3,572.00
6/29/16	Harvest Brazilian Grill - pcard	Food												431.20
6/9/16	BSC Food Services	Meeting												103.00
6/5/16	Twitter Advertising - pcard	Online Ads												33.48
6/6/16	Dans - pcard	Food												11.74
6/7/16	Twitter Advertising - pcard	Online Ads												75.68
6/8/16	Facebook - pcard	Online Ads												131.99
6/9/16	Angela Bartholomay	Travel												217.62
6/8/16	Katie Heger	Travel												59.40
6/9/16	Michael Kelly	Travel												118.80
6/9/16	Sarah McFadden	Travel												140.40
6/9/16	Lisa Gapp	Travel												210.60
6/16/16	Office Depot - pcard	Office Supplies									41.28			
6/16/16	Office Depot - pcard	Office Supplies									352.71			

6/23/16	Office Depot - pcard	Office Supplies										25.43				
6/9/16	Sleep Inn & Suites	Hotel														160.20
6/9/16	Sleep Inn & Suites	Hotel														160.20
6/30/16	Sleep Inn & Suites	Hotel														160.20
6/30/16	FedEx	Shipping												204.36		
6/30/16	ND OMB	Office Supplies										180.00				
			JUNE 2016													
			JULY 2016													
8/22/16	State Historical Society	Web Hosting Fee														1,110.51
			AUGUST 2016													

Date	Vendor	Description of Goods or Services	TRAVEL			Electronic Resources 532121	Food & Clothing 533000	Office Supplies 536020	Postage 541000		Printing 542000	Booth Room Rental 582005	Operating Fees & Services 621000		Professional Fees & Services 623000		
			521015	521020	521030		Food Services 533005		Bulk Mailing 541005	Postage 541030	Printing 542025		Advertising	Freight & Express 621150	Contract Services 623030	Speaker Fee 623185	623200
1/31/14	Agency MABU	Website													452.18		
2/28/14	Agency MABU	Website													85.52		
		FEBRUARY 2014															
3/3/14	Gwyn Herman	web designer													156.25		
3/31/14	Agency MABU	Website													459.06		
3/31/14	Agency MABU	Website													142.54		
		MARCH 2014															
4/30/14	Agency MABU	Website													170.22		
4/30/14	Agency MABU	Website													73.73		
4/30/14	GL entry	Postage								143.84							
		APRIL 2014															
5/31/14	Agency MABU	Website													403.03		
5/31/14	Food Services	Food					14.87										
		MAY 2014															
6/30/14	Agency MABU	Website													1,828.38		
		JUNE 2014															
7/31/14	Agency MABU	Website													93.39		
7/31/14	Agency MABU	Website													49.15		
		JULY 2014															
8/12/14	Laverne Johnson	web designer													1,187.50		
8/12/14	Gwyn Herman	web designer													1,187.50		
8/31/14	Agency MABU	Website													2,550.89		
8/31/14	Agency MABU	Website													928.93		
8/18/14	BSC CETI IDB	Teacher Seminar Ad											237.50				
		AUGUST 2014															
9/18/14	Kim Christianson (gl entry)	outreach													275.00		
9/18/14	Kim Christianson (gl entry)	outreach													275.00		
9/12/14	United Printing	outreach								141.51							
9/26/14	Kim Christianson	outreach													275.00		
9/17/14	Excellence in STEM	Speaker Fee														375.00	
9/30/14	Agency MABU	Media buying services													1,945.74		
9/30/14	Agency MABU	Website													3,597.58		
9/30/14	Agency MABU	print curriculum													1,371.29		
9/30/14	Agency MABU	mktg campaign													747.08		
		SEPTEMBER 2014															

10/8/14	Laverne Johnson	web designer																	156.25	
10/8/14	Gwyn Herman	web designer																	156.25	
10/10/14	Mathison Co (gl 1377583)	Reception signage								14.75										
10/16/14	Flash Printing	Energy Powered books																	923.03	
10/13/14	Agency MABU	Website																	119.15	
10/27/14	NDHSA Convention	Booth								61.25										
10/24/14	Valley City State University	workshop expenses																	235.03	
10/27/14	United Printing	Curriculum Guides																	3,632.24	
10/31/14	Agency MABU	Acct mgmt																	648.78	
10/31/14	Agency MABU	Acct mgmt																	597.81	
10/30/14	Valley City State University	Prof Dev Wkshop																		437.50
10/17/14	BSC - Food Services	Food				548.50														
10/17/14	BSC CETI IDB	coordination fee																	1,500.00	
10/16/14	Janice Morrison	speaker																		540.15
OCTOBER 2014																				
11/3/14	Ramada Bismarck Hotel	Teachers Seminar				266.98														
11/19/14	United Printing	Mailing Packets																	749.21	
11/17/14	Prairie Business	Ad Campaign															762.50			
11/30/14	BSC CETI IDB	Curriculum Dev																	4,295.92	
NOVEMBER 2014																				
12/16/14	iStock International - pcard	Electronic Resources				143.23														
12/18/14	Getty Images - pcard	Electronic Resources				350.00														
DECEMBER 2014																				
1/8/15	PayPal NorthDakota - pcard	Booth/Room Rental																	12.50	
1/8/15	PayPal NorthDakota - pcard	Advertising - Print																	40.00	
1/19/15	UPS - pcard	mailing																	2.23	
JANUARY 2015																				
11/19/14	United Printing	curriculum brochures																	163.75	
11/19/14	United Printing	letter for packets																	347.07	
11/19/14	United Printing	envelopes for mailings								165.21										
FEBRUARY 2015																				
MARCH 2015																				
4/2/15	Leaders	1/2 page ads																	90.00	
4/30/15	GL entry	Postage								90.92										
APRIL 2015																				
5/6/15	United Printing	Spotlight																	72.54	
5/11/15	Leaders	Sales Plan																	750.00	
MAY 2015																				
6/6/15	Emily McKay	Travel - Medora ND	47.26	17.50	74.48															
6/21/15	UPS - pcard	Freight/Express																	9.40	
6/15/15	OMB	Office Supplies								6.81										
6/13/15	ND Dept of Career & Tech	Booth/Room Rental																	112.50	
JUNE 2015																				
7/31/15	GL entry	Postage																	3.61	

7/31/15	GL entry	Postage								3.61					
		JULY 2015													
8/31/15	GL entry	Postage								27.13					
		AUGUST 2015													
9/16/15	www.iStock.com - pcard	Electronic Resources				16.50									
		SEPTEMBER 2015													
10/21/15	Image Printing	Newsletters								2,364.01					
		OCTOBER 2015													
11/18/15	NDHSA	NDHSA Convention									179.50				
11/20/15	Katie Heger	Rough Draft								1,750.00					
11/30/15	GL entry	Postage								93.31					
		NOVEMBER 2015													
12/28/15	State Historical Society of ND	Dec 2015 activities								1,500.00					
		DECEMBER 2015													
1/4/16	Katie Heger	Final Draft Level One								1,750.00					
1/8/16	BSC - IDB	Energy Newsletter										215.68			
1/14/16	RelyMedia - pcard	Advertising										1,862.50			
		JANUARY 2016													
2/2/16	State Historical Society of ND	Jan 2016 activities								1,500.00					
		FEBRUARY 2016													
3/1/16	State Historical Society of ND	Feb 2016 activities								943.12					
		MARCH 2016													

Year 2012-2016			
Date	Vendor	Description of Goods or Services	In-Kind
		JANUARY 2014	-
		FEBRUARY 2014	-
		MARCH 2014	-
4/24/14	Marathon Oil Corporation	Photos & Videos	1,300.00
		APRIL 2014	1,300.00
		MAY 2014	-
6/12/14	MDU	Photos & Time	500.00
6/11/14	NDIC Oil and Gas Division	Slide show, graphics, map & time	1,050.00
6/6/14	Tesoro	Photos & Time	1,120.00
6/13/14	ND Petroleum Council	Graphics, resources & time	5,980.00
		JUNE 2014	8,650.00
7/2/14	MBI Energy Services		9,800.00
		JULY 2014	9,800.00
		AUGUST 2014	-
9/26/14	Halliburton	Video	25,000.00
		SEPTEMBER 2014	25,000.00
10/8/14	Marathon Oil	Video production	12,800.00
		OCTOBER 2014	12,800.00